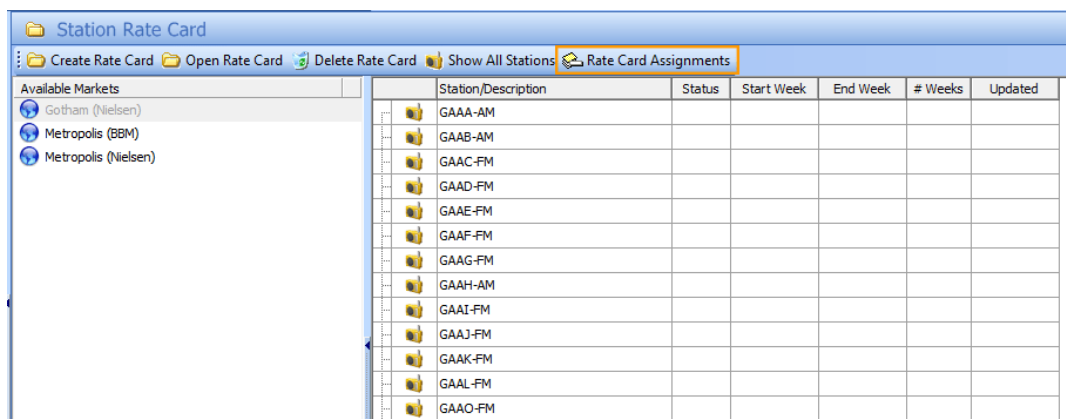


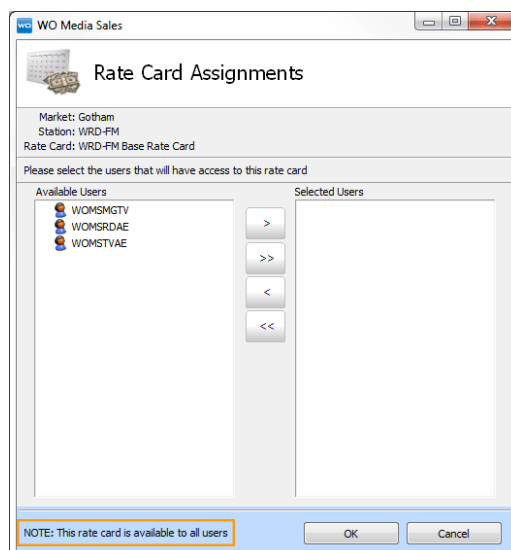
Assigning a Radio Rate Card

Pre-Requisite: To access Station Rate Card and Rate Card Assignments, you must have certain administrative rights. These are set in your User information. If you can't see a feature mentioned below, someone will have to alter your User information before you can assign rate cards to users.

Click on **System Setup** and select **Station Rate Card** under **Radio Settings**. To assign users to a particular rate card, click the desired rate card under the appropriate market and station. Click on the now active **Rate Card Assignments** button.



This screen will appear.

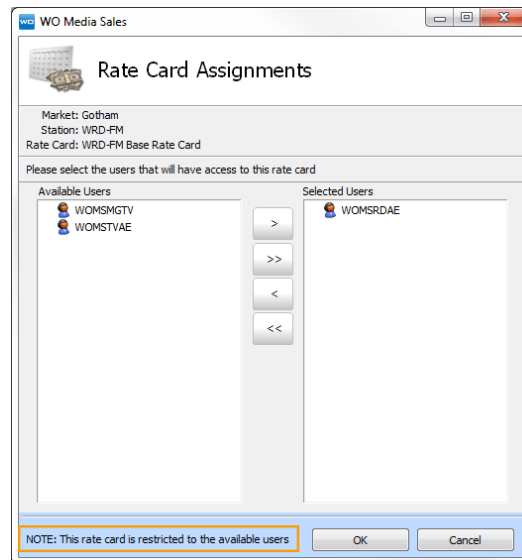


Currently, this rate card is available to ALL users in the system. When you start selecting users and adding them to the right hand side, it will only be available to the selected users. Click **OK** when finished with your assignments.



Caution: You **MUST** add yourself to the Selected Users list if you want to access the rate card.

Now, this **Rate Card** can only be seen in **Campaigns** for the selected user shown.



Repeat this assignment process for each rate card. Remember to add yourself to the **Selected Users** list!

For questions or concerns, call or email Support.

WO Media Sales Support:
415.675.6775 Option 2, 1
sales-support@wideorbit.com